

LESSON 3.1: EXISTENCE OF ALLAH:

Long ago there lived a wise king who ruled over a kingdom in which some of the people believed in Allah and some did not.

To find out who was right and who was wrong, the wise king decided that the believers and the non-believers should sit together and discuss it.

When the time arrived for the discussion, the unbelievers came but the wise old man who was a believer did not come.


Everyone waited and waited but the old man still did not come. The unbelievers said that he had not come because they were right and that there was no god.

At last the wise old man came. Everyone wanted to know why he was so late. So the king asked him to explain why he was so late.

The man explained that he had left home in time but to get to there he had to cross a river and when he reached the river there was no boat there.

He then told everyone that while he was waiting for a boat, some pieces of wood suddenly started coming out of the water by themselves and fixing themselves to each other with nails until a boat was made all by itself.

It took a while for this boat to make itself and the old man had to wait, so that is why he was late.



Everyone in the court listened. The man then continued with his explanation.


All the unbelievers were very angry and called the old man a liar.

The wise old man asked the people why they did not believe his story of the boat being made by itself, while they wanted everyone to believe that this whole world and everything in it had been made by itself, as they did not believe in Allah as the Creator.

None of the unbelievers could answer the wise old man, and so the believers won the discussion.

WORKSHEET 3.1: EXISTENCE OF ALLAH:

Draw what the wise old man used to cross the river.



What was the wise old man trying to teach the unbelievers by making up this story?

The wise man was trying to teach the non-believers that..

LESSON 3.2: WAJIB:

WAJIB = you have to do it.

WORKSHEET 3.2: WAJIB:

WAJIB = you have to do it.

Wearing Hijab is Wajib.

Colour in the picture and see if you can draw a few more things that are also Wajib.



Now put a big tick across the page because Wajib means you have to do it.

LESSON 3.3: HARAAM:


Haram = you should never do it.

WORKSHEET 3.3: HARAAM:

Haram = you should never do it.

Stealing is Haram.

Colour in the picture and see if you can draw a few more things that are also Haram.



Now put a big cross across the page because Haram means you should never do it.

LESSON 3.4: MUSTAHAB:

Mustahab = you should try to do it.

WORKSHEET 3.4: MUSTAHAB:

Mustahab = you should try to do it.

Visiting the sick is Mustahab.

Colour in the picture and see if you can draw a few more things which are also Mustahab.



Now put a small tick in the middle of the page because Mustahab means you should try to do it.

Lesson 3.5: MAKRUH:


Makruh = you should try not to do it.

WORKSHEET 3.5: MAKRUH:

Makruh = you should try not to do it.

To eat too much until you feel sick is Makruh

Colour in the picture and see if you can draw a few more things which are also Makruh.



Now put a small cross in the middle of the page because Makruh means you should try not to do it.

LESSON 3.6: MUBAH (Jaiz):

Mubah = it does not matter if you do it or not.

WORKSHEET 3.6: MUBAH (Jaiz)

Mubah = it does not matter if you do it or not.

Sleeping is Mubah.

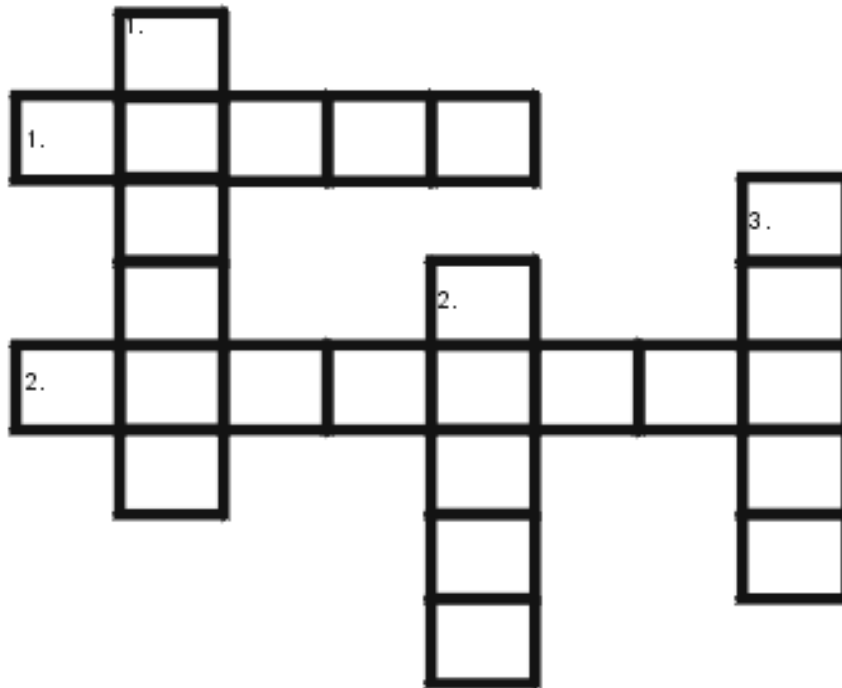
Colour in the picture and see if you can draw a few more things that are also Mubah.



Now write your Niyyat because whether you do these things or not you want to get Thawaab for it.

WORKSHEET 3.6: TERMINOLOGY::

Now do this crossword to see if you really understand the terms taught in the last five lectures.



Clues Across:

1. You have to do it.
2. You should try to do it.

Clues Down:

1. You should try not to do it.
2. You should never do it.
3. You can, or cannot do it, it does not matter.

LESSON 3.7: ADHAN & MEANING - CALL TO PRAYER:

اللَّهُ أَكْبَرُ - ALLAHU AKBAR (x4)

Allah is the greatest

أَشْهَدُ أَنْ لَا إِلَهَ إِلَّا اللَّهُ - ASH HADU AL LAA ILAHA ILLALLAH (x2)

I bear witness there is no God but Allah

أَشْهَدُ أَنَّ مُحَمَّدًا رَسُولُ اللَّهِ - ASH HADU ANNA MUHAMMADUR RASULULLAH (x2)

I bear witness Muhammad is the messenger of Allah (Salawaat)

أَشْهَدُ أَنَّ عَلِيًّا وَليُّ اللَّهِ - ASH HADU ANNA ALIYYAW WALI YULLAH (x2)

I bear witness Ali is the WALI of Allah (Salawaat)

حَيَّ عَلَى الصَّلَاةِ - HAYYA ALAS SALAAH (x2)

Hasten to prayer

حَيَّ عَلَى الْفَلَاحِ - HAYYA ALAL FALAAH (x2)

Hasten to success

حَيَّ عَلَى خَيْرِ الْعَمَلِ - HAYYA ALAA KHAIRIL A'MAL (x2)

Hasten to the best deed

اللَّهُ أَكْبَرُ - ALLAHU AKBAR (x2)

Allah is the greatest

لَا إِلَهَ إِلَّا اللَّهُ - LAA ILAAHA ILLALLAH (x2)

There is no god but Allah

LESSON 3.8: IKAMAH & MEANING - CALL TO START SALAAT

اللَّهُ أَكْبَرُ - ALLAHU AKBAR (x2)

Allah is the greatest

أَشْهَدُ أَنْ لَا إِلَهَ إِلَّا اللَّهُ - ASH HADU AL LAA ILAHA ILLALLAH (x2)

I bear witness there is no God but Allah

أَشْهَدُ أَنَّ مُحَمَّدًا رَسُولُ اللَّهِ - ASH HADU ANNA MUHAMMADUR RASULULLAH (x2)

I bear witness Muhammad is the messenger of Allah (Salawaat)

أَشْهَدُ أَنَّ عَلِيَّ وَليُّ اللَّهِ - ASH HADU ANNA ALIYYAW WALI YULLAH (x2)

I bear witness Ali is the WALI of Allah (Salawaat)

حَيَّ عَلَى الصَّلَاةِ - HAYYA ALAS SALAAH (x2)

Hasten to prayer

حَيَّ عَلَى الْفَلَاحِ - HAYYA ALAL FALAAH (x2)

Hasten to success

حَيَّ عَلَى خَيْرِ الْعَمَلِ - HAYYA ALAA KHAIRIL A'MAL (x2)

Hasten to the best deed

قَدْ قَامَتِ الصَّلَاةُ - QAD QAAMATIS SALAAH (x2)

Indeed the Salaat has begun

اللَّهُ أَكْبَرُ - ALLAHU AKBAR (x2)

Allah is the greatest

لَا إِلَهَ إِلَّا اللَّهُ - LAA ILAAHA ILLALLAH (x1)

There is no god but Allah

LESSON 3.9: THE DIFFERENCES BETWEEN ADHAN AND IKAMAH:

There are only 3 differences between Adhan and Ikamah:

- The 1st **اللَّهُ أَكْبَرُ** - ALLAHU AKBAR - is said **4 times in Adhan** and only **2 times in Ikamah**
- The last line: **لَا إِلَهَ إِلَّا اللَّهُ** - LAA ILAAHA ILLALLAH - is said **2 times in Adhan** and only **1 time in Ikamah**
- Just after **حَيَّ عَلَى خَيْرِ الْعَمَلِ** - HAYYA ALAA KHAIRIL A'MAL and before **اللَّهُ أَكْبَرُ** - ALLAHU AKBAR, you should say **قَدْ قَامَتِ الصَّلَاةُ** - QAD QAAMATIS SALAAH **2 times in Ikamah** **BUT never in Adhan.**

قَدْ قَامَتِ الصَّلَاةُ - QAD QAAMATIS SALAAH

Indeed the Salaat has begun.

LESSON 3.10: ADHAN AND IKAMAH TEST: AZ-ZAHRA CERTIFICATE

The child should know:

- The whole Adhan with correct Makhraj and meaning.
- The whole Ikamah with correct Makhraj and meaning.
- The differences between Adhan and Ikamah.

_____ has been tested on Adhan and Ikamah and has performed satisfactorily.

Signature of teacher:

Date:

If the child has not passed the test satisfactorily then the teacher should fill in the letter below.

Dear Parent,

Your child _____ was tested on Adhan and Ikamah but did not know the following:

- The whole Adhan with correct Makhraj and meaning.
- The whole Ikamah with correct Makhraj and meaning.
- The differences between Adhan and Ikamah.


Please ensure that s/he knows the above for next week, so that s/he may receive his/her Az-Zahra Certificate.

Signature of teacher

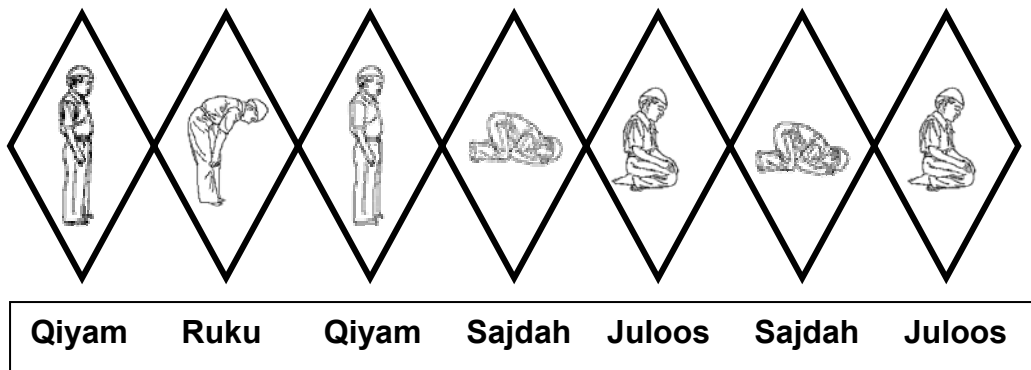
Date:

LESSON 3.11: SALAAT - NUMBER OF RAKAATS:

Muslims pray **5 Salaat in a day**, and each Salaat is divided into Rakaat.



One Rakaat includes:



The number of Rakaat in each Salaat is:

- Fajr : 2 Rakaats.
- Dhohr: 4 Rakaats.
- Asr: 4 Rakaats.
- Maghrib: 3 Rakaats.
- Eisha: 4 Rakaats

There is a special time of the day when each of these Salaat should be prayed.

LESSON 3.12: SALAAT – TIMING:

Allah says in the Holy Qur'an:

Establish Salaat from the declining of the sun till the darkness of the night and the morning recitation; Surely the morning recitation is witnessed.

The above verse tells us that the timings of Salaat are:

- When the sun declines - time for Dhohr and 'Asr Salaat
- Darkness at night - time for Maghrib and Eisha Salaat
- The morning recitation - time for Fajr Salaat.

Dhohr + 'Asr Salaat together = Dhohrain Salaat

Maghrib + Eisha Salaat together = Maghribain Salaat

Timing in more detail:

Fajr Salaat:

From True Dawn up to Sunrise.

Dhohrain Salaat:

From Midday Noon up to Sunset.

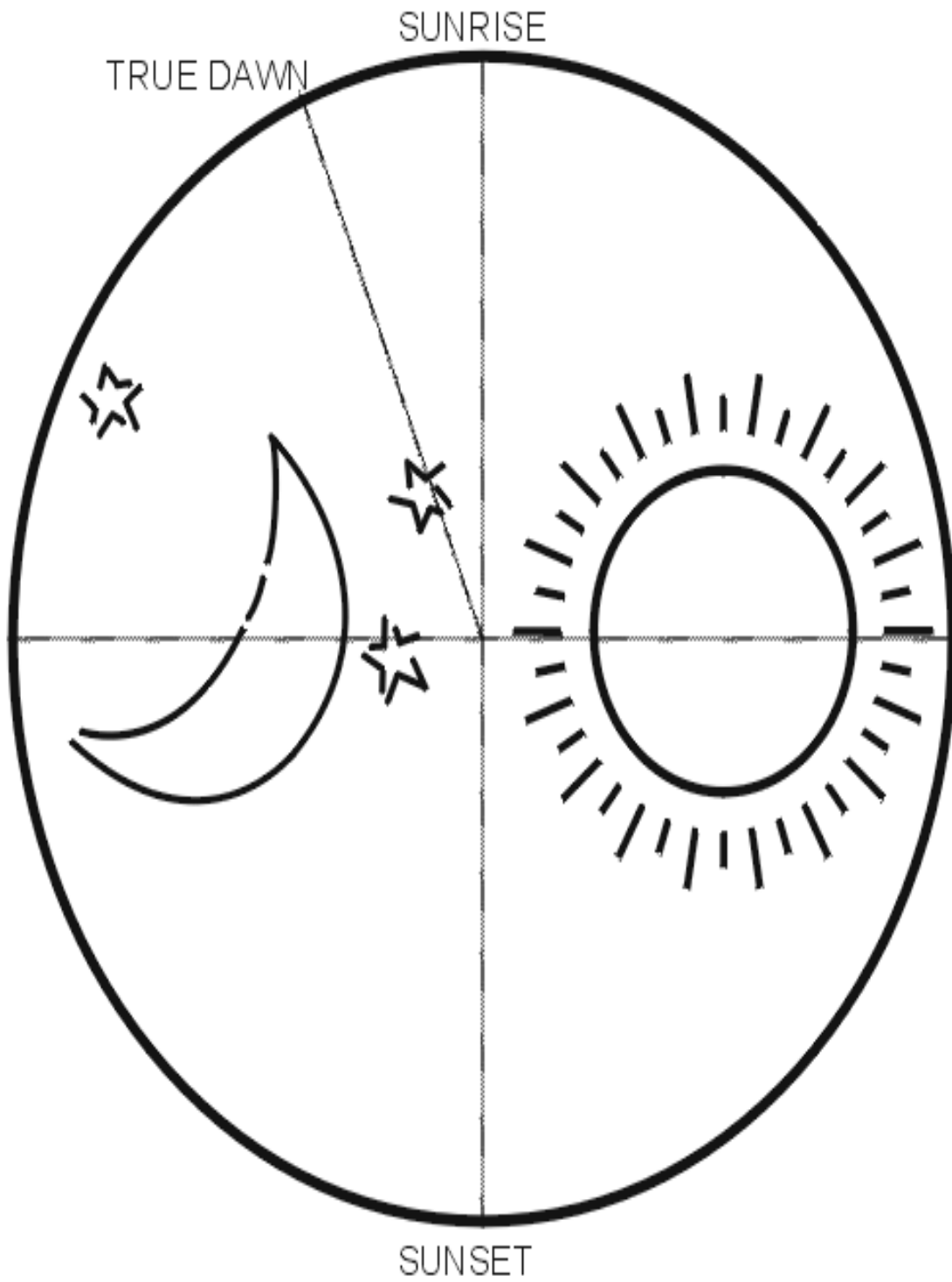
Maghribain Salaat:

From the time the sun sets (the redness in the sky disappears) up to Midnight.

Although Allah has given us so much time in which to pray we should try to pray as soon as the time sets in for that Salaat (Fadhilat - best time), because we can not wait to thank Allah in the way He likes us to, for all the wonderful things He has given us.


WORKSHEET 3.12: SALAAT – TIMINGS:



In the chart below draw in the timings of each Salaat.




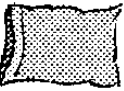
WORKSHEET 3.12: SALAAT – TIMINGS:


MAJID AND THE SUBH PRAYER:

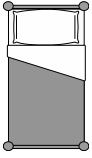
Majid's  _____ was ringing loudly. He turned it off and went back to

 _____. He was so tired, he could hardly open his  _____.

Majid's mother came into the room. It's time for Subh  _____ she said.


Please wake up and do Wudhu. Majid sank deeper into his  _____.

Last night he had been  _____ till very late. Now he was too tired for Salaat. I will pray it later, he told his mum.

His mother sat down on the  _____. Majid, she said. Don't you know that Subh Salaat is very important? It is Shaitan who is telling you to sleep. Are you

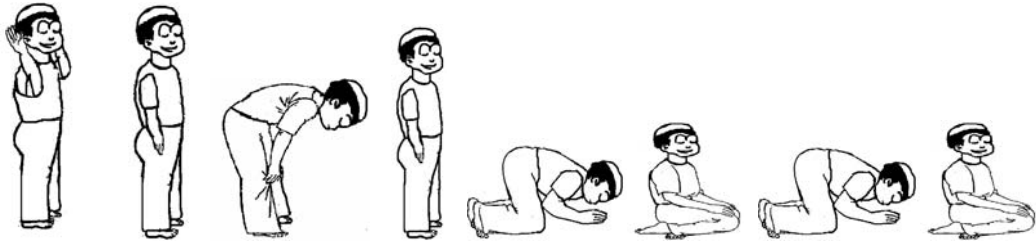
 _____ enough to  _____ Shaitan? Majid opened one

 _____. A strong Muslim never misses his/her Subh prayers, no matter how

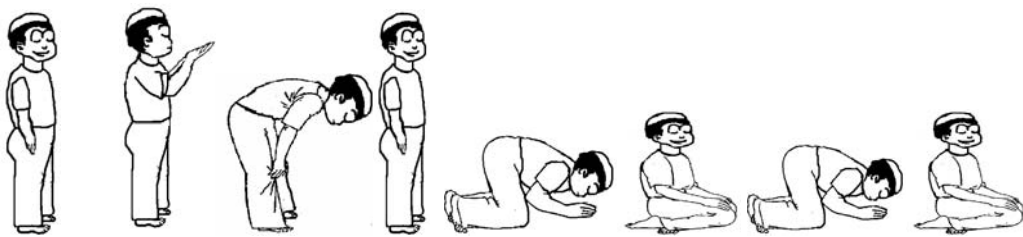
 _____ he is, said his mother.

LESSON 3.13: ACTIONS OF SALAAT

Boys: Colour in and learn the actions of Salaat:



Takbiratul Ithram Qiyam Ruku Qiyam Sajdah Juluos Sajdah Juluos




Qiyam Qunoot Ruku Qiyam Sajdah Juluos Sajdah Juluos

Girls: Colour in and learn the actions of Salaat:



Takbiratul Ithram Qiyam Ruku Qiyam Sajdah Juluos Sajdah Juluos



Qiyam Qunoot Ruku Qiyam Sajdah Juluos Sajdah Juluos